


HOME AUDIO

2025 / 26





Erasing the boundaries

Erasing the boundaries between artist and listener is at the core of our ethos. With a highly detailed approach to handmade craftsmanship and innovation, we deliver a sound that seamlessly fuses form with function. For the last four and a half decades, we have been driven by the desire to recreate the raw emotions of live music experiences. Our latest line of products will immerse you in a moment where the musicians are playing just for you. The power of sound is so immense, it can make your heartbeat quicken, embolden you to give in to your emotions and connect to your love for music. When Morel unleashes the music, you are always in the front row.

The Art of Sound

For our 50th anniversary, Morel collaborated with Miriam Cabessa, a renowned Israeli and NY-based contemporary artist, to bring to life the movement of sound. While the physicality of sound remains unseen, Cabessa sought to viscerally present it: with Morel speakers submerged in gold liquid, sound waves reverberated throughout the liquid, creating ripples reflective of the frequency of sound. Cabessa's works are known for interpreting movement through dynamic flow and rhythm. Her work, displayed throughout our catalogue, sheds a unique light onto the experience of Morel. It is an almost spiritual experience, just like the one we seek with every product that we build.

U N L E A S H T H E M U S I C

HIFI STEREO & CINEMA

SOPRAN | AVYRA | SOUNDSPOT™





SOPRAN

Iconic loudspeaker design meets pure emotions

The Sopran Series embodies our dedication to sonic perfection and elegant design. Handcrafted for discerning listeners and home theater enthusiasts, it's been meticulously engineered for a luxurious and engaging musical journey, ensuring unparalleled listening experience.

The Sopran Family


The SOPRAN 934 and SOPRAN 634 floor-standers, along with the 622 Bookshelf, Center, and the anticipated Subwoofer, orchestrate a sound that's as deeply resonant as it is emotionally captivating, drawing you into the very essence of your music or film.

Innovative Engineering, Handcrafted Perfection


At the core of the SOPRAN series' sonic excellence are its bespoke, handcrafted transducers. Integrating Morel's proprietary EVC™ and Heaxtech™ voice coils, sized at 3" (75mm) and 5" (130mm), and utilizing avant-garde materials such as titanium and carbon fibre, alongside precision hand-soldered crossovers with high-fidelity components, this series sets a benchmark for acoustic perfection.

An Emotional Connection to Music


The Sopran Series is not just an audio system; it's an invitation to connect deeply with music. It offers an entrée into an immersive musical experience, reminiscent of a live performance's intimacy and passion.



Timeless Walnut



Wenge Elegance



Black Diamond



White Diamond



SOPRAN 934



SOPRAN 634



SOPRAN 622



SOPRAN C6 CENTER

SOPRAN SPECIFICATIONS

SOPRAN 934



SOPRAN 634



Type	3-way 4-drive unit system Acoustical loading	3-way 4-drive unit system Acoustical loading
Acoustical loading	Bass reflex Mid: Bass reflex	Bass reflex Mid: Bass reflex
Drive Units	<p>Woofer: 2 x 8" (223 mm) paper carbon celular cone type with integrated one-piece dome</p> <p>Midrange: 6" (166 mm) with linear impedance copper sleeve technology, one piece. Carbon fiber sandwich cone</p> <p>Tweeter: 1.1" (28mm) Acuflex™ handcrafted soft dome with copper sleeve technology.</p>	<p>Woofer: 2 x 6" (166 mm) carbon composite cone with integrated one-piece dome with copper sleeve technology</p> <p>Midrange: 6" (166 mm) with linear impedance copper sleeve technology. Carbon fiber sandwich cone</p> <p>Tweeter: 1.1" (28mm) Acuflex™ handcrafted soft dome with copper sleeve technology.</p>
Frequency response	20-22,000 Hz (40-18,000 Hz ±1.5 dB)	25-22,000 Hz (45-18,000 Hz ±1.5 dB)
Nominal / Peak Power Handling	300 WRMS / 1200W	250 WRMS / 1000W
Crossover frequency	250 Hz / 2.2 kHz	250 Hz / 2.2 kHz
Sensitivity (2.83V/1 m)	90 dB	89 dB
Nominal impedance	4 Ω	4 Ω
Dimension (WxHxD)	10.6" x 47.6" x 15.3" (270 x 1210 x 390 mm)	9.4" x 48" x 14.17" (240 x 1220 x 360mm)
Net weight (by unit)	50 KG (110.2 ILS)	40 KG (88.1 ILS)

SOPRAN 622



2-way 2-drive unit system

Bass reflex Mid: Bass reflex

Woofers: 1 x 6" (165 mm) carbon cellular cone type with integrated one-piece dome with copper sleeve
Tweeter: 1.1" (28mm) Acuflex™ handcrafted soft dome with copper sleeve

30-22,000 Hz (45-18,000 Hz ±1.5 dB)

180 WRMS / 750W

2.2 kHz

88 dB

4 Ω

10.6" x 15" x 14.5"
(270mm X 383mm X 370mm)

16 KG (35.2 ILS)

SOPRAN CENTER C6



2-way 4-drive unit system

Bass reflex Mid: Bass reflex

Woofers: 2 x 6" (166 mm) paper carbon cellular cone type with integrated one-piece dome
Midrange: 4" (100 mm) Carbon fiber sandwich cone
Tweeter: 1.1" (28mm) Acuflex™ handcrafted soft dome

35-22,000 Hz (50-18,000 Hz ±1.5 dB)

300 / 1000 WRMS

250 Hz / 2.2 kHz

89 dB

4 Ω

20.4 x 10.1" x 12.7"
(519mm X 257mm X 323mm)

25KG (55 ILS)

SOPRAN STAND B1



Dimension (WxHxD):
10.6" X 47.3" X 14.5"
(270mm x 1203mm x 370mm)

Finish: Matt midnight Black

SOPRAN CENTER STAND



Dimension (WxHxD):
21.57" x 12.99" x 12"
(548mm x 330mm x 305mm)

Finish: Matt midnight Black

Aryna

AVYRA

Versatile Audio, Elevated

Whether you're a HiFi enthusiast or a home theater fan, the Avyra Series delivers immersive sound and stunning clarity. Featuring the Avyra 633 floorstanders, Avyra 622 bookshelf speakers, Avyra C5 center, and a powerful subwoofer, this series brings elite performance within reach—without the need for high-end electronics.

Now Available with WiSA


The Avyra Series is now offered with a WiSA-certified active wireless platform, unleashing the full potential of Avyra's acoustic performance. Enjoy premium built-in amplification and high-resolution wireless connectivity for effortless setup and exceptional sound—no cables, no compromise.

Timeless Design


Designed to complement any interior, Avyra's sleek and modern form is available in semi-matte black, white, oak, or walnut finishes—blending seamlessly into your space with a touch of personal style.

Crafted for Audio Excellence


At the heart of every Avyra speaker are handcrafted drivers built with Morel's renowned advanced transducer technology. The result is a best-in-class listening experience—rich in resolution, emotionally engaging, and dynamically expressive. Whether you're listening to music or watching a film, Avyra captures every nuance with clarity and impact.



Oak



Walnut



Wenge



Black



White



AVYRA 633



AVYRA 622



AVYRA C5 CENTER



AVYRA SUBWOOFER

AVYRA SPECIFICATIONS

AVYRA FLOOR STANDING 633/633W



Type	2.5-way 3-drive unit system
Acoustical loading	Bass reflex
Drive Units	Woofers: 2 x 6" (160 mm) with integrated one piece cone, double magnet motor, 3" (75 mm) EVCT™ (External Voice Coil) aluminium voice coil. Tweeter: 1.1" (28mm) Acuflex™ handcrafted soft dome
Frequency response	25-20,000 Hz
Nominal / Peak Power Handling	200/1000 WRMS
Crossover frequency	250 Hz / 2.2 kHz
Sensitivity (2.83V/1 m)	89 dB
Analog inputs (Primary)*	Balanced / 24 bit / 192kHz ADC / Unbalanced XLR / Input impedance - 20kΩ
Digital inputs (Primary)*	1x RCA
Wireless inter-speaker connection*	YES, up to 7.1 speaker set up
Streaming*	Available using WiSA HT Stereo Hub/ WiSA HT Stereo Hub/WiSA HT SoundSend
Amplifier Power*	4 x 150 RMS / 330 Peak watts class D
Input voltage	100-240 Volts AC auto adjusting
Dimension (WxHxD)	12.2" x 38.6" x 12.8" (310mm X 982mm X 326mm)
Net weight (by unit)	22 KG

AVYRA BOOKSHELF 622/622W



Type	2-way 2-drive unit system
Acoustical loading	Bass reflex
Drive Units	Woofers: 1 x 6" (160 mm) with integrated one piece cone, double magnet motor, 3" (75 mm) EVCT™ (External Voice Coil) aluminium voice coil, Titanium sleeve. Tweeter: 1.1" (28mm) Acuflex™ handcrafted soft dome aluminium voice coil.
Frequency response	35-20,000 Hz
Nominal / Peak Power Handling	160/ 800 WRMS
Crossover frequency	250 Hz / 2.2 kHz
Sensitivity	88 dB
Analog inputs (Primary)*	Balanced / 24 bit / 192kHz ADC / Unbalanced XLR / Input impedance - 20kΩ
Digital inputs (Primary)*	1x RCA
Wireless inter-speaker connection*	YES, up to 7.1 speaker set up
Streaming*	Available using WiSA HT Stereo Hub/ WiSA HT Stereo Hub/WiSA HT SoundSend
Amplifier Power*	4 x 150 RMS / 330 Peak watts class D
Input voltage	100-240 Volts AC auto adjusting
Dimension (WxHxD)	9.5" x 14.2" x 10.6" (241mm X 360mm X 271mm)
Net weight	8 KG

AVYRA CENTER C5/C5W



2-way 3-drive unit system

Bass reflex

Woofers: 2 x 5" (127 mm). cone type with integrated one piece cone, neodymium double magnet motor, 3" (75 mm) EVC™ (External Voice Coil) aluminium voice coil.

Tweeter: 1.1" (28mm) Acuflex™ handcrafted soft dome, neodymium magnet motor, aluminium voice coil.

30-22,000 Hz

200/ 1000 WRMS

2.2 kHz

89 dB

Balanced / 24 bit / 192kHz ADC /
Unbalanced XLR /
Input impedance - 20kΩ

1x RCA

YES, up to 7.1 speaker set up

Available using WiSA HT Stereo Hub/
WiSA HT Stereo Hub/WiSA HT SoundSend

4 x 150 RMS / 330 Peak watts class D

100-240 Volts AC auto adjusting

20" x 6.88" x 11.8"
(510 x 175 x 300 mm)

12 KG (26.4 ILS)

AVYRA SUBWOOFER S801 / S1001 / S1201W



Drive Units 8" / 10" / 12"

Frequency Response

28-200 Hz / 25-200 Hz / 22-200 Hz

Nominal / Peak Power Handling

100/200 W / 200/300 W / 400/800 W

Nominal Impedance 4Ω / 4Ω / 4Ω

Sensitivity (2.83V/1 m)

86 dB ±2dB / 87 dB ±2dB / 88 dB ±2dB

Frequency Response

40-200 Hz / 35-200 Hz / 35-200 Hz

Voltage 110/220V

Dimensions (WxHxD)

8" - 15.1" x 13" x 11.8" (384 x 332 x 300mm)

10" - 15.7" x 15" x 13.7" (400 x 382 x 350mm)

12" - 17.3" x 16.6" x 15.3" (440 x 422 x 390mm)

Weight 8" - 14 Kg (30.8 ILS) /

10" 17.4 Kg (38.3ILS) / 12" - 20.4 Kg (44.9ILS)

AVYRA STAND

Dimension (WxHxD): 10.6" x 47.3" x 14.5"
(270mm X 1203mm X 370mm)

Finish: Oak/Black, Walnut/Black,
Wenge/Black, White and Black



AVYRA CENTER STAND

Dimension (WxHxD): 19.29" x 12.99" x 12"
(490mm x 330mm x 305mm)

Finish: Oak/Black, Walnut/Black,
Black and White





SoundSpot

SOUNDSPOT™

Impeccable sound. effortless elegance.

Introducing the SoundSpot™ speaker series, a collection of award-winning sub/sat two-way point source systems. Renowned for their high-quality sound reproduction, these speakers also boast a modern, discrete appearance, making them ideal for easy installation in a variety of settings.

Discover the refined elegance and superior acoustics of Morel's SoundSpot™ series, crafted to integrate flawlessly into any environment with its modern aesthetics and award-winning sound quality. The collection features adaptable satellite speakers and subwoofers, ideal for a variety of settings and applications.

SoundSpot™ speakers, SP-3, SP-2 (with a pendant version available for high-ceilings), and SP-1 are engineered to deliver dynamic sound with versatile installation possibilities, suited for home theaters, stereo systems, and whole-house audio setups. Their innovative design allows extensive sound field adjustments, ensuring optimal placement both as discrete elements or standout features in residential or commercial spaces.

Complementing the speakers, Morel's subwoofers bring exceptional bass performance with a sleek design to any audio system. The USUB and SUB-X subwoofers are optimal for enhancing home theaters and music rooms, providing deep, precise bass with energy-efficient technology and sophisticated controls while maintaining aesthetic harmony.

The SoundSpot™ series represents the ultimate blend of style and sound excellence, providing an unmatched audio experience in any setting.



WIRELESS

BIGGIE | HÖGTALARE





Högtalare

H Ö G T A L A R E

True hifi wireless sound for everyone

The world's most dynamic wireless speaker

The Morel Högtalare is more than just a wireless speaker; it's a testament to true audio excellence. Designed with a focus on acoustics, not artificial enhancements, this speaker delivers dynamic, lifelike sound with rich, natural bass.

Crafted for Audiophiles

The Högtalare features a powerful 6" woofer and two high-resolution tweeters, all perfectly housed in a cabinet designed to enhance their performance. This attention to detail results in a speaker that effortlessly fills any room with high-fidelity sound.

Seamless Integration

With its simple yet modern design, the Högtalare blends seamlessly into any living space. Whether placed on a shelf or mounted on a wall, it's designed to complement your home decor. Plus, it's proportioned to fit perfectly into IKEA Kallax shelving systems, making it the perfect choice for music lovers who appreciate both sound quality and design.

Unmatched Sound Quality

Experience the full range of sound with the Högtalare's 36hz-20khz frequency range. Each tweeter plays one channel (left or right), creating a true stereo experience with a wide and full soundstage. With three built-in amplifiers and TWS (True Wireless Stereo) pairing, you can enjoy a powerful, dynamic sound that truly stands out. Elevate your audio experience with the Morel Högtalare.




Black
Out



White
Minimal



Red
Statement



Blue
Blend



A close-up photograph of a dark blue leather shoe with a brown leather strap across the top. The shoe is positioned next to a dark blue rectangular box. The name "Biggie" is written in white cursive on the top surface of the box. On the side of the box, there are four small white icons: a square with a diagonal line, a circle with a diagonal line, a circle with a horizontal line, and a plus sign.

Biggie

B I G G I E

Small in size, big on sound!

The BIGGIE defies its name, packing immense audio power into a compact, portable wireless speaker measuring just 18×18 cm (7×7 inches). With a design inspired by its larger sibling, the Högtalare, this speaker delivers a truly awe-inspiring listening experience.

Crafted with Precision

Its precision-crafted drive units are at the heart of the BIGGIE's exceptional performance. Its 2-way configuration bass reflex system features a 4" custom-made woofer with high excursion, ensuring accurate and deep bass reproduction. Paired with Morel's renowned 25mm (1-inch) soft dome tweeter, the BIGGIE delivers clear, detailed high frequencies without harshness or distortion, offering a balanced and immersive soundstage.

Sound Perfection with Advanced Technology

The BIGGIE utilizes customized DSP technology to optimize sound quality. This technology enables a dynamic EQ, adjusting according to the listening volume to deliver natural, distortion-free sound. This ensures a consistently high-quality audio experience across all genres and volumes.

Cutting-Edge Connectivity and Portability

Equipped with Bluetooth 5.3 BLE technology, the BIGGIE offers a portable range of up to 50 meters (165 ft), ensuring a seamless listening experience without dropouts. The speaker also supports advanced features like TWS pairing, allowing you to pair two speakers for a stereo sound experience wirelessly. You can enjoy uninterrupted music throughout the day with up to 20 hours of playtime on a single charge.

Iconic Design with a Personal Touch

The BIGGIE boasts a sleek, minimalist design that complements any modern home decor. Its compact square shape, reminiscent of the HÖGTALARE, ensures easy placement in any room. The animal-friendly leather-like handle adds to its portability, allowing you to move it with ease. Available in nine vibrant colors, the BIGGIE adds a touch of personality to your audio setup, blending seamlessly with your style.



Cosmic Black



Minimal White



Ruby Red



Midnight Blue



Denim Blue



Oak Wood



Golden glow



Olive Green



Aqua frost



SPECIFICATIONS

HÖGTALARE

Driver and Build

1 x 6" double magnet woofer

2 x 1" (25mm) soft dome tweeter (LR Stereo)

3 x Custom made amplifiers (1x woofer, 2x tweeter)

80 wrms

Frequency response 36 -20,000Hz

Reinforced cabinet with wood frame

Single unit stereo

Vinal finish

Size: 330 x 330 X150 mm (12.9 x 12.9 x 5.9 inch)

Connectivity

BT 4.2 with APT-X support

WiFi ready

Aux input (3.5mm PL jack)

USB power out

TWS pairing (Stereo pairing)

DSP crossover

Power Handling 80W

BIGGIE

Maximum Loudness (SPL)

95 dB @ 1 m

Amplifier

60 Watt Class D amplifiers (45W woofer + 15W tweeter)

Frequency range

40Hz-20KHz

Drive Units

1x 100mm (4") Woofer and 1x25mm (1") Tweeter

Cabinet Principle

Bass-Reflex

Connectivity

Bluetooth 5.3 BLE Auracast-ready

Wireless sound

Up to 50m (165 feet) range

Control panel

Power, volume up/down, BT pairing, TWS mode

Input Connection

AUX 3.5mm

Type

Built-in, rechargeable Li-ion battery 28 Wh 11.1V 2600mAh

Play Time

Up to 20 hours at normal volume levels (50% volume level)

Charging (with USB-C)

Fast charging with 2 hours full recharge, 20 mins charge will give about 4 battery hours

Dimensions

18x18x11.5cm / 7x7x4.5inch

Weight

2.6kg / 5.7 lbs

Power

Dual Voltage 100-240V, 50/60Hz



CUSTOM INTEGRATION

SOUNDWALL™ | BREEZ





S O U N D W A L L TM

Speaker design has evolved to address the need for lifestyle products that can be immersed seamlessly into our living space. Morel offers new solutions that combine state-of-the-art driver technology and handcrafted drivers for a high-fidelity musical experience with easy discrete installations for a memorable musical experience.

SoundWall™ LCR In-Wall soundbar modular system

The integrated in-wall soundbar is designed to complement ultra-slim televisions with a sleek, hi-fi audio solution. This cost-effective system adapts to various screen sizes and offers easy, modular installation.

Developed to fill a market gap, this innovative soundbar features a slim form factor and is designed for easy installation, making it adaptable to various screen sizes. The SoundWall™ LCR system is an integrated in-wall speaker that offers up to four high-fidelity sound system configurations for home theater and stereo applications, with an innovative modular installation system.

Morel has developed 100mm (4") driver modules specifically for the SoundWall™ LCR in-wall system, engineered to sound big, accurate and powerful in a small, seamless design. The innovative installation concept allows multi-channel audio solutions to be retro-fitted horizontally below any screen without the need for any internal wall structure or use complex installation techniques.

The SoundWall™ LCR modular system provides utmost design flexibility, stretching up to 160cm (63") and offering up to four different sound solutions for stereo and home theatre applications.

SoundWall™ LCR4SW



SoundWall™ LCRStereo4



SoundWall™ LCR4/4X



SoundWall™ Cinema

Designed for the audiophile seeking high power handling and an incredibly dynamic response, the new SoundWall™ Cinema Series comes highly suited for both home theatre and music applications. Featuring some of the best transducers Morel developed, the Cinema speakers are packed with innovative technology to deliver a rich natural sound, wide dispersion, low distortion and high-power handling. Each model uses a very low-profile trim and Morel's latest low resonance grille to ensure minimal coloration yet also add unique style to any living space.



CW600



CW525LCR

SoundWall™ Power Slim

An innovative Hi-Fi ultra-shallow architectural solution for tight wall and ceiling spaces where standard recessed speakers are impossible to install. The SoundWall™ PowerSlim in-wall series measures an unprecedented depth of 1.55-inch depth, delivering the same faithful reproduction that Morel fans worldwide have come to expect from their cinematic and musical experiences.

Featuring the shallowest architectural solution of its kind, the PowerSlim series delivers state-of-the-art technology in an ultra-shallow package designed for spaces where no other product would fit. This patented transducer technology (Registered U.S. Pat. No. 11,057,696) is capable of handling high power at ease and reproduce rich and dynamic sound that would get the party going.



PMC600



PMW600

*Registered U.S. Pat. No. 11,057,696

SoundWall™ Pro

The SoundWall™ Pro collection is an innovative audio solution for commercial spaces. Its impedance attenuation control allows parallel speaker connection to a single amplifier, setting a new benchmark in sound quality with integrator-friendly features.

Morel's Professional series features in-wall and in-ceiling speakers with impedance attenuation control (IAC), enabling parallel connection of up to four speakers without the need for in-line transformers while maintaining overall musicality and power handling.

The SoundWall™ Pro series offers easy installation and unparalleled sound fidelity, low distortion levels, and excellent off-axis performance to improve dispersion and sound field control. It is available in 6" In-wall and 6" and 8" In-ceiling options, each with white frameless, low-profile, paintable grilles.



DMW 600



DMC 800



DMC 600

SoundWall™ Music Hall

The new SoundWall™ Music Hall series is engineered for those who search a high-fidelity architectural speaker solution. The Music Hall uses Morel's state of the art transducer technology and renowned soft dome tweeter to reproduce an immersive sound experience in any listening room with complete discretion. Whether you are watching the latest action movie or listening to your favorite music artist, the Music Hall series will deliver a memorable experience.



MHW600



MHW525LCR



MHC600



MHC400



MHW400

SoundWall™ X-Base

The SoundWall™ X-Base series presents a cost-effective architectural speaker solution that encapsulates Morel's signature sound excellence. Featuring the company's renowned soft dome tweeter and designed for superior off-axis and wide dispersion, the X-Base delivers expansive "wall-to-wall" sound across indoor and outdoor environments, offering exceptional value. The **XBC All-Weather (AW)** models uphold Morel's iconic sound quality in a budget-friendly solution tailored for humid and wet conditions. These speakers are engineered with a shallow profile and robust mounting to ensure dependable performance. They also come equipped with a paintable, frameless micro-perforated grille that allows for seamless aesthetic integration, enhancing any space without compromising on sound integrity.



XBW600 AW



XBC800 AW



XBC600 AW



XBW525LCR



XBC600ST



XBC400

SOUNDWALL™ SPECIFICATIONS

SoundWall LCR In-Wall soundbar modular system

	MHC400	MHW400	XBC400
Driver units size	Woofer: 4" driver with 2.1" high temperature Hexatech™ aluminum voice coil, neodymium magnet motor, high lowercase Tweeter: 1.1" (28mm) soft dome neodymium magnet motor	4" driver with 2.1" high temperature aluminum voice coil, neodymium magnet motor, high lowercase	Woofer: 4" paper composite cellular fiber cone, 1.1" VC, ferrite magnet motor. Tweeter: 1.1" soft dome, neodymium magnet motor
Nominal Impedance	4Ω	4Ω	4Ω
Sensitivity	2.83V/1M: 88dB	2.83V/1M: 88dB	2.83V/1M: 88dB
Frequency Response	60/150-20,000Hz (-5dB)	40-3000Hz (±3dB)	75-20,000Hz (±3dB)
Power Handling	80W (RMS)	80W (RMS)	45W (RMS)
Mounting Depth	80mm (3.15")	70mm (3.15")	65mm (2.55")

SoundWall™ Cinema

	CW600	CW525LCR
Driver units size	Woofer: 6.5" carbon fiber sandwich cone, External voice coil with Neodymium magnet motor.	Woofers: 5.25" double carbon fiber sandwich cone with neodymium magnet motor
Nominal Impedance	4ohm	4ohm
Sensitivity	89dB	91dB
Power Handling	120W(RMS)	150W(RMS)

SoundWall™ Power Slim

PMW600

Driver units size	Woofer: 6.5" carbon sandwich cellular fiber dome, 2.1" External voice coil with neodymium magnet (Registered U.S Pat. No. 11,057,696) Tweeter: 1.1" (28mm) soft dome
Nominal Impedance	4ohm
Sensitivity	88dB
Power Handling	100W(RMS)

PMC600

Driver units size	Woofer: 6.5" carbon sandwich cellular fiber dome, 2.1" External voice coil with neodymium magnet (Registered U.S Pat. No. 11,057,696) Tweeter: 1.1" (28mm) soft dome
Nominal Impedance	4ohm
Sensitivity	87dB
Power Handling	80W(RMS)

SoundWall™ Pro

DMW 600

Driver units size	Woofer: 6.5" pp protected cone, 25mm voice coil, ferrite magnet motor Tweeter: 25mm voice coil soft dome, neodymium magnet motor
Nominal Impedance	4/8/16 Ω
Sensitivity	89dB(4Ω), 86.5dB(8/16Ω)
Power Handling	100W

DMC 600

Driver units size	Woofer: 6.5" paper cone, 25mm voice coil, ferrite magnet motor Tweeter: 22mm voice coil soft dome, neodymium magnet motor
Nominal Impedance	4/8/16 Ω
Sensitivity	90dB(4Ω), 86.5dB(8/16Ω)
Power Handling	80W

DMC 800

Driver units size	Woofer: 8" pp protected cone, 28mm voice coil, ferrite magnet motor Tweeter: 25mm voice coil soft dome, neodymium magnet motor
Nominal Impedance	4/8/16 Ω
Sensitivity	91.5dB(4Ω), 86.5dB(8/16Ω)
Power Handling	100W

SoundWall™ Music Hall

	MHW600	MHW525LCR	MHC600
Driver units size	Woofer: 6.5 double ferrite magnet motor. One-piece integrated dome and surround cone made of damped polymer composite. 3" aluminum Hexatech™ VC. Tweeter: 1.1" soft dome, aluminum Hexatech™ VC, Acuflex™ coated, Neodymium magnet	Woofer: 5.25" double ferrite magnet motor. One-piece integrated dome and surround cone, made of damped polymer composite. 3" aluminum Hexatech™ VC. Tweeter: 1.1" soft dome, aluminum Hexatech™ VC, Acuflex™ coated, Neodymium magnet	Woofer: 6.5" paper composite cellular fiber cone, 2.1" VC, aluminum wire. Tweeter: 1.1" soft dome Acuflex™ coated, neodymium magnet
Nominal Impedance	4Ω	4Ω	4Ω
Sensitivity	90dB	91dB	90dB
Power Handling	120W(RMS)	160W(RMS)	90W(RMS)
	MHC400	MHW400	
Driver units size	Woofer: 4" driver with 2.1" high temperature Hexatech™ aluminum voice coil, neodymium magnet motor, high lowercase Tweeter: 1.1" (28mm) soft dome neodymium magnet motor	4" driver with 2.1" high temperature aluminum voice coil, neodymium magnet motor, high lowercase	
Nominal Impedance	4Ω	4Ω	
Sensitivity	88dB	84dB	
Power Handling	80W(RMS)	80W(RMS)	

SoundWall™ X-Base / X-Base AW

XBW600 AW

XBC600 AW

XBC800 AW

Driver units size	Woofer: 6.5" pp protected cone 1.1" voice coil, ferrite magnet motor. Tweeter: 1" soft dome neodymium magnet motor	Woofer: 6.5" pp protected cone 1.1" voice coil, ferrite magnet motor. Tweeter: 1" soft dome neodymium magnet motor	Woofer: 8" pp protected cone 1.1" voice coil, ferrite magnet motor. Tweeter: 1" soft dome neodymium magnet motor
Nominal Impedance	4ohm	4ohm	4ohm
Sensitivity	90dB	90dB	91.5dB
Power Handling	90W(RMS)	80W(RMS)	100W(RMS)

XBW525LCR

XBC600ST

XBC400

Driver units size	Woofer: 5.25" polypropylen cone, 1" voice coil, ferrite magnet motor. Tweeter: 1" soft dome ferrite magnet motor	Woofer: 6.5" paper composite cellular fiber cone, 1.1" dual voice coil, eodymium magnet motor Tweeter: 1.1" soft dome, neodymium magnet motor	Woofer: 4" polypropylene cone, 1" voice coil, ferrite magnet motor. Tweeter: 1.1" soft dome, neodymium magnet motor
Nominal Impedance	4ohm	2X4ohm	4ohm
Sensitivity	91dB	90dB	87.5dB
Power Handling	150W(RMS)	50W (RMS) x2	45W(RMS)



B R E E Z

Welcome to BREEZ, where the harmony of nature and technology awaits. Discover Morel's exceptional outdoor audio solutions, designed to integrate with your environment effortlessly. Experience unparalleled sound quality and weather resistance, perfect for outdoor entertainment or relaxation.

Breez AW

Take your favorite music outdoors with the new BREEZ AW surface-mount speaker series, which delivers Morel's hallmark HiFi sound with all the dynamics and resolution in a weather-resistant package. The BREEZ AW isn't your ordinary all-weather speaker. It's a 2-way enclosed outdoor-ready speaker featuring a 25mm (1") tweeter with exceptional dispersion for wide coverage and signature Morel sound, with a powerful 6.5" or 8" woofer and rear-mounted passive radiator to produce effortless and powerful bass. Built to withstand nature's elements, the Breez AW has a high-density ABS enclosure and rust-resistant powder-coated grille. With an IP-66 waterproof rating, it is geared to sustain UV light exposure, high temperatures, dust, wet, and corrosive environments. Installation is easy with the surface mount, allowing vertical or horizontal placement and up to 180-degree swiveling for optimal sound field optimization.



Breez CX600

Enjoy your favorite music with the new Breez CX600 all-weather 2-way outdoor speaker system. Its rugged and durable construction allows it to withstand many weather conditions while reproducing high-quality full-range sound performance outdoors in your garden.

The Breeze CX600 stylish design also incorporates aluminum grilles, and it can be either wall mounted on your patio or terrace or inserted in the ground among your plants with its aluminum spike. The spike allows for hidden cable management. In both installation configurations, you can rotate the speaker towards the listener for total control of the sound field. *Sold in pairs



Breez S600/S800

Experience the Ultimate Outdoor Audio with Morel's Breez Stone Speaker. Designed to harmonize with nature, it delivers premium audio without compromising on aesthetics. The Breez Stone Speaker offers high-quality sound that envelops your surroundings. With 6" and 8" driver options and Morel's renowned 25mm tweeters, it delivers exceptional clarity and depth. Its design blends effortlessly with your outdoor landscape, enhancing your audio experience.

Built to withstand the elements, it is IP66 waterproof rated, ensuring reliable performance in any weather. Whether entertaining guests or enjoying a quiet evening outdoors, this speaker's unobtrusive design and superior sound quality enhance any outdoor ambiance. Experience the perfect blend of technology and nature with Morel's Breez Stone Speaker.



Breez AW

	6"	8"
Woofers	6.5 inch x 1	8 inch x 1
Tweeters	1 inch x 1	1 inch x 1
Impedance	8Ω	8Ω
Output SPL	87dB	89dB
Power Handling	120W	150W
Frequency Range	45Hz~20Kz ±3dB	45Hz~20Kz ±3dB
Input Power	10-100 W	20-120 W
Dimensions (H*W*D)	285 x 200 x 195mm	381 x 250 x 250mm
Net Weight	3.45 KG	5.02 KG

BREEZ S600/S800

	S600	S800
Woofers	6.5 inch x 1	8 inch x 1
Tweeters	1 inch x 1	1 inch x 1
Impedance	8Ω	8Ω
Output SPL	89dB	89dB
Power Handling	100W	120W
Frequency Range	65Hz~20Kz ±3dB	55Hz~20Kz ±3dB
Dimensions (H*W*D)	262 x 350 x 250mm	290 x 360 x 285mm
Net Weight	4.8 KG	6.6 KG

Breez CX600

Configuration	2-way passive speaker
Construction	PP with a matt finish and aluminum grille
Drive units	Woofer: 6" rubber surround and IMPP cone, Tweeter: 0.75" (19mm) aluminum dome tweeter
Impedance	8Ω
Sensitivity 1W/1M	88 dB
Frequency Range	70-20,000 Hz
Power handling	70 WRMS
Peak Power Handling	260 x 180 mm (10.2" x 7.1")
Dimensions	3.45 KG
Net Weight	2.54 KG (5.34 ILS)

*All specifications in this catalog are subject to change without prior notice



U N L E A S H T H E M U S I C

www.morelhifi.com

